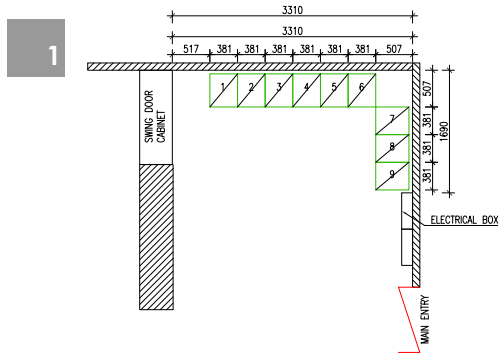


# Turning lockers into attractive furniture

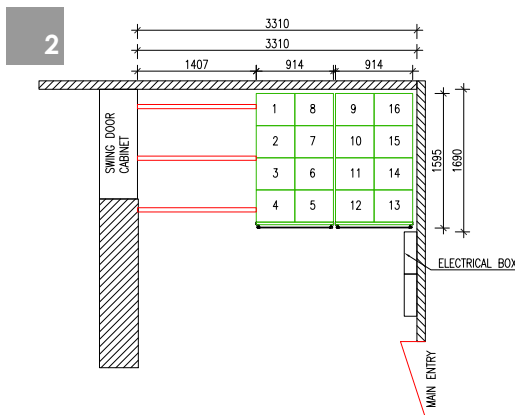
## ASI Network, Malaysia

Having moved into a smart prestigious new office in Kuala Lumpur, ASI Network needed locker storage facilities for their young workers, somewhere to store personal effects like rucksacks and protective motorbike helmets. The problem they faced was that the only space available was in the large reception area, however, the company were not keen on installing plain steel lockers in an area clearly visible to their visitors. Fortisco's solution was to provide multi-level lockers on mobile bases with beautiful decorative front panels, thus providing an aesthetically pleasing efficient storage system.


### Scenario...




Single entry steel lockers positioned around the wall, however, this only provides  $9 \times 4 = 36$  individual units



Locating the lockers on Fortisco mobile bases, provides a much higher density storage solution giving  $16 \times 4 = 64$  individual units



The reception area before the lockers were installed and the same area fitted with lockers complete with attractive décor panels.



**First impressions are so important when walking into a company's reception for the first time.**

## Creating beauty in the office...

By fitting attractive décor panels to the front face of the mobile lockers we are able to create a very aesthetically pleasing image in a busy reception area. The space between the wall and building column has also been filled with a purpose built steel cupboard that provides efficient storage space for office cleaning materials.



## Secure efficient storage...

Each bay of storage fitted onto Fortisco mobile bases contain four levels of individual lockers. Each locker is fitted with a unique locking system accessible to individual employees.

